
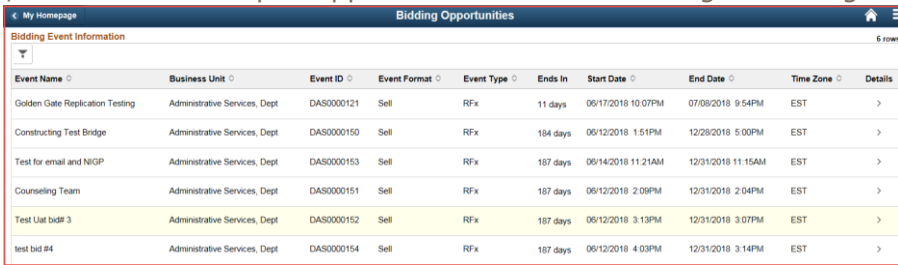


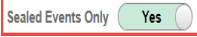


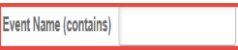

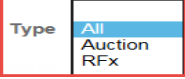
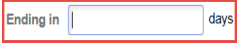



## Search Bid Opportunities

Step	Do This:
1	Browse Supplier portal. <a href="https://fscm.teamworks.georgia.gov/psc/supp/SUPPLIER/ERP/c/NUI_FRAMEWORK.PT_LANDINGPAGE.GBL?">https://fscm.teamworks.georgia.gov/psc/supp/SUPPLIER/ERP/c/NUI_FRAMEWORK.PT_LANDINGPAGE.GBL?</a>
2	Click on 'Bidding Opportunities' tile. 'Bidding Opportunities' tile is available before and after login. Only logged users will allow to bid on the event.  
3	By default, user will see all open opportunities available throughout all agencies.  
3	Click on filter icon. 
4	Leave the 'All Events' option for 'View Events By' field.  
5	Select 'Yes' for 'Sealed Events Only' (* All events posted here are sealed by default)  
6	Select business unit (if any) by clicking on magnifying glass. By default, user will see bids for all business units.  
7	Select Event ID (if any) by clicking on magnifying glass. By default, user will see all events for all/or selected business unit.  
8	By default, event Name field is blank. User may enter the event name if known.  
9	Leave the 'Format' field of bidding opportunities and 'All'.  
10	Leave 'Type' of bidding activities as 'All'.  
11	Enter the number of days by when the bid is ending or leave it blank as default. Eg.: Ending in 5 days.  
12	Click on  to get the filtered data. End process.